

NUEVA ECIJA II ELECTRIC COOPERATIVE, INC. - Area 1

Calipahan, Talavera, Nueva Ecija

UNBUNDLED RATES SCHEDULE

For the month of September, 2021


	Res'l	Low Voltage					Higher Voltage		
		Comm'l	Ind'l	Public Building	Street Lights	Special Lighting	Ind'l		
Generation and Transmission Charges:									
Generation Charge	Php/Kwh	4.0773	4.0773	4.0773	4.0773	4.0773	4.0773	4.0773	
Franchise & Benefits to Host Communities	Php/Kwh								
Power Act Reduction	Php/Kwh								
Transmission Demand Charge	Php/Kw							172.8316	
Transmission System Charges	Php/Kwh	0.8368	0.8368	0.8368	0.8368	0.8368	0.8368		
System Loss	Php/Kwh	0.5766	0.5766	0.5766	0.5766	0.5766	0.5766	0.5766	
Sub-total	Php/Kwh	5.4907	5.4907	5.4907	5.4907	5.4907	5.4907	4.6539	
Distribution Revenues:									
Distribution Charges									
Distribution Demand Charge	Php/Kw							219.6800	
Distribution System Charge	Php/Kwh	0.5782	0.7595	0.7595	0.7595	0.7595	0.7595		
Supply Charges									
Retail Electric Service Charge	Php/Cust/Mo.		42.9200	42.9200	42.9200	42.9200	42.9200	42.9200	
Retail Electric System Charge	Php/Kwh	0.6001							
Metering Charges									
Metering Charges	Php/Meter/Mo.	5.0000	35.9400	35.9400	35.9400	35.9400	35.9400	35.9400	
Metering System Charges	Php/Kwh	0.4326							
Distribution Connection Charge	Php/Kwh								
Final Loan Condonation	Php/Kwh								
Final Loan Condonation	Php/Mo.								
RFSC/Member's Contribution for CAPEX	Php/Kwh	0.4039	0.4039	0.4039	0.4039	0.4039	0.4039	0.4039	
Sub-total	Php/Kwh	2.0148	1.1634	1.1634	1.1634	1.1634	1.1634	0.4039	
Others									
Lifeline Rate subsidy	Php/Kwh	0.0246	0.0246	0.0246	0.0246	0.0246	0.0246	0.0246	
Lifeline Rate Discount	Php/Kwh								
Senior Citizen Discount	Php/Kwh	0.0001			0.0001				
Inter-Class Cross Subsidy Charge Adj	Php/Kwh								
Reinstated Prompt Payment Disc.t Adj	Php/Kwh								
Reinstated Prompt Payment Disc.t Adj	Php/Cust/Mo.								
Cross Subsidy Removal									
Deferred Accounting Adjustments									
GRAM/ICERA	Php/Kwh	0.2740	0.2740	0.2740	0.2740	0.2740	0.2740	0.2740	
Automatic Cost Recovery Mechanism									
TAFPPC/TAFxA	Php/Kwh	0.0119	0.0119	0.0119	0.0119	0.0119	0.0119	0.0119	
Sub-total	Php/Kwh	0.3106	0.3105	0.3105	0.3106	0.3105	0.3105	0.3105	
Government Revenues									
Franchise Tax	Taxes is dependent and varies on the municipality, cities imposed tax to NEECO II - Area 1								
Local Tax / Real Property	Taxes is dependent and varies on the municipality, cities imposed tax to NEECO II - Area 1								
Business Tax	Taxes is dependent and varies on the municipality, cities imposed tax to NEECO II - Area 1								
Value Added Tax									
Generation	Php/Kwh	0.0327	0.0327	0.0327	0.0327	0.0327	0.0327	0.0327	
Transmission/Franchise	Php/Kwh	0.0881	0.0881	0.0881	0.0881	0.0881	0.0881	0.0881	
System Loss	Php/Kwh	0.0142	0.0142	0.0142	0.0142	0.0142	0.0142	0.0142	
DAA (GRAM/ICERA)	Php/Kwh	0.0240	0.0240	0.0240	0.0240	0.0240	0.0240	0.0240	
ACRM (TAFPPC/TAFxA)	Php/Kwh	0.0012	0.0012	0.0012	0.0012	0.0012	0.0012	0.0012	
Distribution	Php/Kwh	12% of sub-total *	12% of sub-total *	12% of sub-total *	12% of sub-total *	12% of sub-total *	12% of sub-total *	12% of sub-total *	
Others		12% of sub-total *	12% of sub-total *	12% of sub-total *	12% of sub-total *	12% of sub-total *	12% of sub-total *	12% of sub-total *	
Universal charges									
NPC Stranded Debts	Php/Kwh	0.0428	0.0428	0.0428	0.0428	0.0428	0.0428	0.0428	
NPC Stranded Costs	Php/Kwh	0.0000	0.0000	0.0000	0.0000	0.0000	0.0000	0.0000	
DU's Stranded Contract Cost									
Missionary Electrification *	Php/Kwh	0.1561	0.1561	0.1561	0.1561	0.1561	0.1561	0.1561	
Environmental Charges	Php/Kwh								
Feed-In Tariff Allo. (FIT-ALL)	Php/Kwh	0.0983	0.0983	0.0983	0.0983	0.0983	0.0983	0.0983	
Sub-total	Php/Kwh	0.2972	0.2972	0.2972	0.2972	0.2972	0.2972	0.2972	
Loan Condonation Refund									
	Php/Kwh								
TOTAL (excluding VAT)	Php/Kwh	8.1133	7.2618	7.2618	7.2619	7.2618	7.2618	5.6655	
TOTAL (including VAT)	Php/Kwh	8.2735	7.4220	7.4220	7.4221	7.4220	7.4220	5.8257	


New UCME charge effective January, 2014 amounting to 0.1561 as per ERC approval for Renewable Energy Developers effective March, 2014 to Aug. 2014 deferred the amount of 0.0381, UCME charge shld. Be equal to 0.1180/kwhr. Effective Sept., 2014 billing UCME shld. Be 0.1180/kWhr + 0.0381=0.1561.


PPD Disc. Adj (collect). New FEED- IN TARIFF ALLOWANCE (FIT-ALL) for calendar year 2020 is Php0.0983/kWh (TRANSCO) under ERC Case NO. 2019-056RC start January, 2021 billing Extension of UCME charge effective January, 2015 to August, 2015 unless otherwise directed by the Commission as per ERC Case No. 2014-135 RC amounting to 0.1561/kWhr.

Last add'l in Interclass Cross Subsidy Charge Adj. is June, 2015. Reinstated PPD Disc. Adj. last is Aug. 2015, Universal charge (Environmental charges) Suspended as per ERC ORDER.

ERC Resolution 02 series of 2021 implementing Real Property, Local Franchise and Business Tax for 12months amounting Talavera - 0.0153/kWh, Muñoz - .0310/kWh, Talugtag - 0.0147/kWh, Sto. Domingo - 0.0160 /kWh, Lupao - 0.0165 /kWh, Guimba - 0.0151 /kWh, Quezon - 0.0161 /kWh, Carranglan - .0144 /kWh, Aliaga - 0.0171 /kWh, Licab - .0152 /kWh starting July 2021 Rate

Prepared by:

ANTHONY R. ALFONSO
 Energy Trading Officer

Checked by:

ENGR. WILLIAM D. CUDAPAS
 Chief Manger

Audited by:

MARY GRACE S. JOAQUIN
 Internal Auditor

Approved by:

ENGR. NELSON M. DELA CRUZ
 General Manager