

**NUEVA ECIJA II ELECTRIC COOPERATIVE, INC. - Area 1**

Calipahan, Talavera, Nueva Ecija


**UNBUNDLED RATES SCHEDULE**

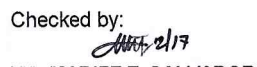
For the month of February, 2022

	Res'l	Low Voltage						Higher Voltage
		Comm'l	Ind'l	Public Building	Street Lights	Special Lighting	Ind'l	
<b>Generation and Transmission Charges:</b>								
Generation Charge	Php/Kwh	3.8162	3.8162	3.8162	3.8162	3.8162	3.8162	3.8162
Franchise & Benefits to Host Communities	Php/Kwh							
Power Act Reduction	Php/Kwh							
Transmission Demand Charge	Php/Kw							236.1607
Transmission System Charges	Php/Kwh	1.0087	1.0087	1.0087	1.0087	1.0087	1.0087	
System Loss	Php/Kwh	0.4936	0.4936	0.4936	0.4936	0.4936	0.4936	0.4936
<b>Sub-total</b>	<b>Php/Kwh</b>	<b>5.3185</b>	<b>5.3185</b>	<b>5.3185</b>	<b>5.3185</b>	<b>5.3185</b>	<b>5.3185</b>	<b>4.3098</b>
<b>Distribution Revenues:</b>								
<b>Distribution Charges</b>								
Distribution Demand Charge	Php/Kw							219.6800
Distribution System Charge	Php/Kwh	0.5782	0.7595	0.7595	0.7595	0.7595	0.7595	
<b>Supply Charges</b>								
Retail Electric Service Charge	Php/Cust/Mo.		42.9200	42.9200	42.9200	42.9200	42.9200	42.9200
Retail Electric System Charge	Php/Kwh	0.6001						
<b>Metering Charges</b>								
Metering Charges	Php/Meter/Mo.	5.0000	35.9400	35.9400	35.9400	35.9400	35.9400	35.9400
Metering System Charges	Php/Kwh	0.4326						
Distribution Connection Charge	Php/Kwh							
Final Loan Condonation	Php/Kwh							
Final Loan Condonation	Php/Mo.							
RFSC/Member's Contribution for CAPEX	Php/Kwh	0.4039	0.4039	0.4039	0.4039	0.4039	0.4039	0.4039
<b>Sub-total</b>	<b>Php/Kwh</b>	<b>2.0148</b>	<b>1.1634</b>	<b>1.1634</b>	<b>1.1634</b>	<b>1.1634</b>	<b>1.1634</b>	<b>0.4039</b>
<b>Others</b>								
Lifeline Rate subsidy	Php/Kwh	0.03840	0.03840	0.03840	0.03840	0.03840	0.03840	0.03840
Lifeline Rate Discount	Php/Kwh							
Senior Citizen Discount	Php/Kwh	0.0001			0.0001			
Inter-Class Cross Subsidy Charge Adj	Php/Kwh							
Reinstated Prompt Payment Disc.t Adj	Php/Kwh							
Reinstated Prompt Payment Disc.t Adj	Php/Cust/Mo.							
Cross Subsidy Removal								
<b>Deferred Accounting Adjustments</b>								
GRAM/ICERA	Php/Kwh	0.31040	0.31040	0.31040	0.31040	0.31040	0.31040	0.31040
Automatic Cost Recovery Mechanism								
TAFPPC/TAFXA	Php/Kwh	0.01330	0.01330	0.01330	0.01330	0.01330	0.01330	0.01330
<b>Sub-total</b>	<b>Php/Kwh</b>	<b>0.3622</b>	<b>0.3621</b>	<b>0.3621</b>	<b>0.3622</b>	<b>0.3621</b>	<b>0.3621</b>	<b>0.3621</b>
<b>Government Revenues</b>								
<b>Franchise Tax</b>	Taxes is dependent and varies on the municipality, cities imposed tax to NEECO II - Area 1							
<b>Local Tax / Real Property</b>	Taxes is dependent and varies on the municipality, cities imposed tax to NEECO II - Area 1							
<b>Business Tax</b>	Taxes is dependent and varies on the municipality, cities imposed tax to NEECO II - Area 1							
<b>Value Added Tax</b>								
Generation	Php/Kwh	-0.0039	-0.0039	-0.0039	-0.0039	-0.0039	-0.0039	-0.0039
Transmission/Franchise	Php/Kwh	0.1111	0.1111	0.1111	0.1111	0.1111	0.1111	0.1111
System Loss	Php/Kwh	0.0125	0.0125	0.0125	0.0125	0.0125	0.0125	0.0125
DAA (GRAM/ICERA)	Php/Kwh	0.0272	0.0272	0.0272	0.0272	0.0272	0.0272	0.0272
ACRM (TAFPPC/TAFXA)	Php/Kwh	0.0014	0.0014	0.0014	0.0014	0.0014	0.0014	0.0014
Distribution	Php/Kwh	12% of sub-total *	12% of sub-total *	12% of sub-total *	12% of sub-total *	12% of sub-total *	12% of sub-total *	12% of sub-total *
Others		12% of sub-total *	12% of sub-total *	12% of sub-total *	12% of sub-total *	12% of sub-total *	12% of sub-total *	12% of sub-total *
<b>Universal charges</b>								
NPC Stranded Debts	Php/Kwh	0.0428	0.0428	0.0428	0.0428	0.0428	0.0428	0.0428
NPC Stranded Costs	Php/Kwh	0.0000	0.0000	0.0000	0.0000	0.0000	0.0000	0.0000
DU's Stranded Contract Cost								
Missionary Electrification *	Php/Kwh	0.1561	0.1561	0.1561	0.1561	0.1561	0.1561	0.1561
Environmental Charges	Php/Kwh							
Feed-In Tariff Allo. (FIT-ALL)	Php/Kwh	0.0983	0.0983	0.0983	0.0983	0.0983	0.0983	0.0983
<b>Sub-total</b>	<b>Php/Kwh</b>	<b>0.2972</b>	<b>0.2972</b>	<b>0.2972</b>	<b>0.2972</b>	<b>0.2972</b>	<b>0.2972</b>	<b>0.2972</b>
<b>Loan Condonation Refund</b>	<b>Php/Kwh</b>							
<b>TOTAL (excluding VAT)</b>	<b>Php/Kwh</b>	<b>7.9927</b>	<b>7.1412</b>	<b>7.1412</b>	<b>7.1413</b>	<b>7.1412</b>	<b>7.1412</b>	<b>5.3730</b>
<b>TOTAL (including VAT)</b>	<b>Php/Kwh</b>	<b>8.1410</b>	<b>7.2895</b>	<b>7.2895</b>	<b>7.2896</b>	<b>7.2895</b>	<b>7.2895</b>	<b>5.5213</b>


**New UCME charge effective January, 2014 amounting to 0.1561 as per ERC approval for Renewable Energy Developers effective March, 2014 to Aug. 2014 deferred the amount of 0.0381, UCME charge shld. Be equal to 0.1180/kwhr. Effective Sept., 2014 billing UCME shld. Be 0.1180/kWhr + 0.0381=0.1561.**

PPD Disc. Adj (collect). New FEED- IN TARIFF ALLOWANCE (FIT-ALL) for calendar year 2020 is Php0.0983/kWh (TRANSCO) under ERC Case NO. 2019-056RC start January, 2021 billing Extension of UCME charge effective January, 2015 to August, 2015 unless otherwise directed by the Commission as per ERC Case No. 2014-135 RC amounting to 0.1561/kWhr. Last add'l in Interclass Cross Subsidy Charge Adj. is June, 2015. Reinstated PPD Disc. Adj. last is Aug. 2015, Universal charge (Environmental charges) Suspended as per ERC ORDER. ERC Resolution 02 series of 2021 implementing Real Property, Local Franchise and Business Tax for 12months amounting Talavera - 0.0153/kWh, Muñoz - .0310/kWh, Talugug - 0.0147/kWh, Sto. Domingo - 0.0160 /kWh, Lupao - 0.0165 /kWh, Guimba - 0.0151 /kWh, Quezon - 0.0161 /kWh, Carranglan - .0144 /kWh, Aliaga - 0.0171 /kWh, Licab - .0152 /kWh starting July 2021 Rate

Prepared by:  
  
**ANTHONY R. ALFONSO**  
Energy Trading Officer

Checked by:  
  
**MS. MARIFE T. SALVADOR**  
OIC - CITET Manger

Audited by:  
  
**MARY GRACE S. JOAQUIN**  
Internal Auditor

Approved by:  
  
**ENGR. NELSON M. DELA CRUZ**  
General Manager