


NUEVA ECIJA II ELECTRIC COOPERATIVE, INC. - Area 1

Calipahan, Talavera, Nueva Ecija

UNBUNDLED RATES SCHEDULE


For the month of August, 2022


	Res'l	Low Voltage					Higher Voltage	
		Comm'l	Ind'l	Public Building	Street Lights	Special Lighting	Ind'l	
Generation and Transmission Charges:								
Generation Charge	Php/Kwh	4.6223	4.6223	4.6223	4.6223	4.6223	4.6223	4.6223
Franchise & Benefits to Host Communities	Php/Kwh							
Power Act Reduction	Php/Kwh							
Transmission Demand Charge	Php/Kw							241.2641
Transmission System Charges	Php/Kwh	1.0779	1.0779	1.0779	1.0779	1.0779	1.0779	
System Loss	Php/Kwh	0.5823	0.5823	0.5823	0.5823	0.5823	0.5823	0.5823
Sub-total	Php/Kwh	6.2825	6.2825	6.2825	6.2825	6.2825	6.2825	5.2046
Distribution Revenues:								
Distribution Charges								
Distribution Demand Charge	Php/Kw							219.6800
Distribution System Charge	Php/Kwh	0.5782	0.7595	0.7595	0.7595	0.7595	0.7595	
Supply Charges								
Retail Electric Service Charge	Php/Cust/Mo.		42.9200	42.9200	42.9200	42.9200	42.9200	42.9200
Retail Electric System Charge	Php/Kwh	0.6001						
Metering Charges								
Metering Charges	Php/Meter/Mo.	5.0000	35.9400	35.9400	35.9400	35.9400	35.9400	35.9400
Metering System Charges	Php/Kwh	0.4326						
Distribution Connection Charge	Php/Kwh							
Final Loan Condonation	Php/Kwh							
Final Loan Condonation	Php/Mo.							
RFSC/Member's Contribution for CAPEX	Php/Kwh	0.4039	0.4039	0.4039	0.4039	0.4039	0.4039	0.4039
Sub-total	Php/Kwh	2.0148	1.1634	1.1634	1.1634	1.1634	1.1634	0.4039
Others								
Lifeline Rate subsidy	Php/Kwh	0.0227	0.0227	0.0227	0.0227	0.0227	0.0227	0.0227
Lifeline Rate Discount	Php/Kwh							
Senior Citizen Discount	Php/Kwh	0.0001			0.0001			
Inter-Class Cross Subsidy Charge Adj	Php/Kwh							
Reinstated Prompt Payment Disc.t Adj	Php/Kwh							
Reinstated Prompt Payment Disc.t Adj	Php/Cust/Mo.							
Cross Subsidy Removal								
Deferred Accounting Adjustments								
GRAM/ICERA	Php/Kwh	0.2524	0.2524	0.2524	0.2524	0.2524	0.2524	0.2524
Automatic Cost Recovery Mechanism								
TAFPPC/TAFxA	Php/Kwh	0.0110	0.01100	0.01100	0.01100	0.01100	0.01100	0.01100
Sub-total	Php/Kwh	0.2862	0.2861	0.2861	0.2862	0.2861	0.2861	0.2861
Government Revenues								
Franchise Tax	Taxes is dependent and varies on the municipality, cities imposed tax to NEECO II - Area 1							
Local Tax / Real Property	Taxes is dependent and varies on the municipality, cities imposed tax to NEECO II - Area 1							
Business Tax	Taxes is dependent and varies on the municipality, cities imposed tax to NEECO II - Area 1							
Value Added Tax								
Generation	Php/Kwh	0.1107	0.1107	0.1107	0.1107	0.1107	0.1107	0.1107
Transmission/Franchise	Php/Kwh	0.1165	0.1165	0.1165	0.1165	0.1165	0.1165	0.1165
System Loss	Php/Kwh	0.0264	0.0264	0.0264	0.0264	0.0264	0.0264	0.0264
DAA (GRAM/ICERA)	Php/Kwh	0.0221	0.0221	0.0221	0.0221	0.0221	0.0221	0.0221
ACRM (TAFPPC/TAFxA)	Php/Kwh	0.0011	0.0011	0.0011	0.0011	0.0011	0.0011	0.0011
Distribution	Php/Kwh	12% of sub-total *	12% of sub-total *	12% of sub-total *	12% of sub-total *	12% of sub-total *	12% of sub-total *	12% of sub-total *
Others		12% of sub-total *	12% of sub-total *	12% of sub-total *	12% of sub-total *	12% of sub-total *	12% of sub-total *	12% of sub-total *
Universal charges								
NPC Stranded Debts	Php/Kwh	0.0428	0.0428	0.0428	0.0428	0.0428	0.0428	0.0428
NPC Stranded Costs	Php/Kwh	0.0000	0.0000	0.0000	0.0000	0.0000	0.0000	0.0000
DU's Stranded Contract Cost								
Missionary Electrification *	Php/Kwh	0.1561	0.1561	0.1561	0.1561	0.1561	0.1561	0.1561
Environmental Charges	Php/Kwh							
Feed-In Tariff Allo. (FIT-ALL)	Php/Kwh	0.0983	0.0983	0.0983	0.0983	0.0983	0.0983	0.0983
Sub-total	Php/Kwh	0.2972	0.2972	0.2972	0.2972	0.2972	0.2972	0.2972
Loan Condonation Refund								
TOTAL (excluding VAT)	Php/Kwh	8.8807	8.0292	8.0292	8.0293	8.0292	8.0292	6.1918
TOTAL (including VAT)	Php/Kwh	9.1575	8.3060	8.3060	8.3061	8.3060	8.3060	6.4686

Prepared by:

ANTHONY R. ALFONSO
 Energy Trading Officer

Checked by:

MS. MARIFE T. SALVADOR
 CITET Manager

Audited by:

MARY GRACE S. JOAQUIN
 Internal Auditor

Approved by:

ENGR. NELSON M. DELA CRUZ
 General Manager